

Olfactory receptor 4Q3 rabbit pAb

Cat No.:ES3046

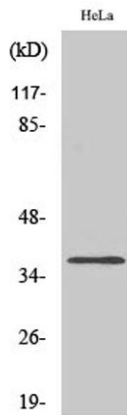
For research use only

Overview

Product Name	Olfactory receptor 4Q3 rabbit pAb
Host species	Rabbit
Applications	WB;IF;ELISA
Species Cross-Reactivity	Human;Rat;Mouse;
Recommended dilutions	Western Blot: 1/500 - 1/2000. Immunofluorescence: 1/200 - 1/1000. ELISA: 1/20000. Not yet tested in other applications.
Immunogen	The antiserum was produced against synthesized peptide derived from human OR4Q3. AA range:264-313
Specificity	Olfactory receptor 4Q3 Polyclonal Antibody detects endogenous levels of Olfactory receptor 4Q3 protein.
Formulation	Liquid in PBS containing 50% glycerol, 0.5% BSA and 0.02% sodium azide.
Storage	Store at -20°C. Avoid repeated freeze-thaw cycles.
Protein Name	Olfactory receptor 4Q3
Gene Name	OR4Q3
Cellular localization	Cell membrane; Multi-pass membrane protein.
Purification	The antibody was affinity-purified from rabbit antiserum by affinity-chromatography using epitope-specific immunogen.
Clonality	Polyclonal
Concentration	1 mg/ml
Observed band	38kD
Human Gene ID	441669
Human Swiss-Prot Number	Q8NH05
Alternative Names	OR4Q3; C14orf13; OR4Q4; Olfactory receptor 4Q3; Olfactory receptor 4Q4; Olfactory receptor OR14-3 olfactory receptor family 4 subfamily Q member 3(OR4Q3) Homo sapiens Olfactory receptors interact with odorant molecules in the nose, to initiate a neuronal response that triggers the
Background	

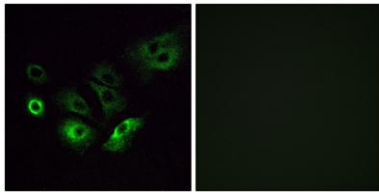


perception of a smell. The olfactory receptor proteins are members of a large family of G-protein-coupled receptors (GPCR) arising from single coding-exon genes. Olfactory receptors share a 7-transmembrane domain structure with many neurotransmitter and hormone receptors and are responsible for the recognition and G protein-mediated transduction of odorant signals. The olfactory receptor gene family is the largest in the genome. The nomenclature assigned to the olfactory receptor genes and proteins for this organism is independent of other organisms. [provided by RefSeq, Jul 2008],



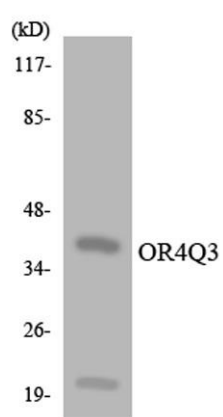
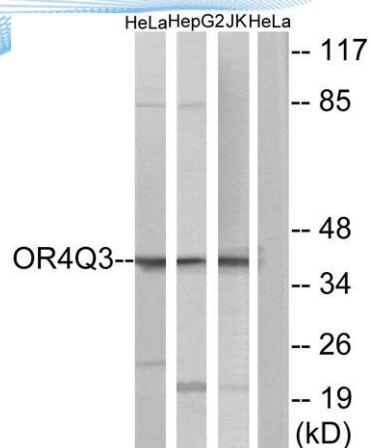
Western Blot analysis of various cells using Olfactory receptor 4Q3 Polyclonal Antibody diluted at 1:1000

Immunofluorescence analysis of A549 cells, using OR4Q3 Antibody. The picture on the right is blocked with the synthesized peptide.





ELK Biotechnology



+86-27-59760950

ELKbio@ELKbiotech.com

www.elkbiotech.com

23-2, No.388 Gaoxin 2nd Road,Wuhan East Lake Hi-tech Development Zone, Hubei , P.R.C