



Annexin III rabbit pAb

Cat No.:ES1657

For research use only

Overview

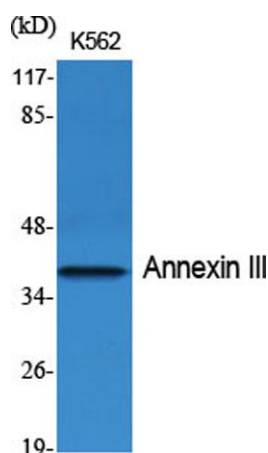
Product Name	Annexin III rabbit pAb
Host species	Rabbit
Applications	WB;IHC;IF;ELISA
Species Cross-Reactivity	Human;Mouse
Recommended dilutions	Western Blot: 1/500 - 1/2000. Immunohistochemistry: 1/100 - 1/300. ELISA: 1/5000. Not yet tested in other applications.
Immunogen	The antiserum was produced against synthesized peptide derived from human Annexin III. AA range:15-64
Specificity	Annexin III Polyclonal Antibody detects endogenous levels of Annexin III protein.
Formulation	Liquid in PBS containing 50% glycerol, 0.5% BSA and 0.02% sodium azide.
Storage	Store at -20°C. Avoid repeated freeze-thaw cycles.
Protein Name	Annexin A3
Gene Name	ANXA3
Cellular localization	cytoplasm,plasma membrane,membrane,axon,dendrite,phagocytic vesicle membrane,specific granule,neuronal cell body,extracellular exosome,
Purification	The antibody was affinity-purified from rabbit antiserum by affinity-chromatography using epitope-specific immunogen.
Clonality	Polyclonal
Concentration	1 mg/ml
Observed band	36kD
Human Gene ID	306
Human Swiss-Prot Number	P12429
Alternative Names	ANXA3; ANX3; Annexin A3; 35-alpha calcimedlin; Annexin III; Annexin-3; Inositol 1; 2-cyclic phosphate 2-phosphohydrolase; Lipocortin III; Placental anticoagulant protein III; PAP-III






Background

This gene encodes a member of the annexin family. Members of this calcium-dependent phospholipid-binding protein family play a role in the regulation of cellular growth and in signal transduction pathways. This protein functions in the inhibition of phospholipase A2 and cleavage of inositol 1,2-cyclic phosphate to form inositol 1-phosphate. This protein may also play a role in anti-coagulation. [provided by RefSeq, Jul 2008],

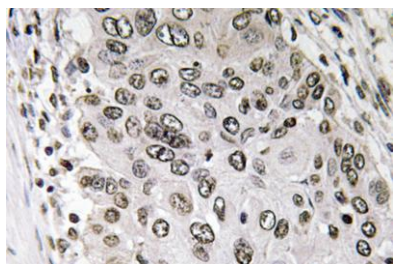


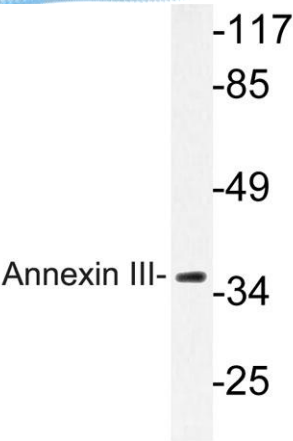
Western Blot analysis of various cells using Annexin III Polyclonal Antibody diluted at 1:2000



Western Blot analysis of HepG2 cells using Annexin III Polyclonal Antibody diluted at 1:2000

Immunohistochemistry analysis of Annexin III antibody in paraffin-embedded human lung carcinoma tissue.





Western blot analysis of lysate from HepG2 cells, using Annexin III antibody.

